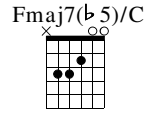
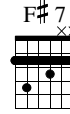
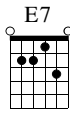
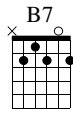
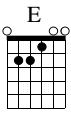


Blue Christmas

Rh. Guitar
Elvis Presley



Standard tuning

♩ = 95

Verse 1

N-Gt

mf

2-2-4-4 1-1

TAB

0	0	0	0	0	0	0	0	0	0	0	0	0	0	0	0	0
1	1	1	1	1	1	1	1	1	1	1	1	1	1	1	1	1
2	2	2	2	2	2	2	2	2	2	2	2	2	2	2	2	2

TAB

2	2	2	2	2	2	2	2	2	2	2	2	2	2	2	2	2
0	0	0	0	0	0	0	0	0	0	0	0	0	0	0	0	0
1	1	1	1	1	1	1	1	1	1	1	1	1	1	1	1	1

TAB

0	0	0	0	0	0	0	0	0	0	0	0	0	0	0	0	0
1	1	1	1	1	1	1	1	1	1	1	1	1	1	1	1	1
2	2	2	2	2	2	2	2	2	2	2	2	2	2	2	2	2

TAB

0	0	0	0	0	0	0	0	0	0	0	0	0	0	0	0	0
3	3	3	3	3	3	3	3	3	3	3	3	3	3	3	3	3
1	1	1	1	1	1	1	1	1	1	1	1	1	1	1	1	1
2	2	2	2	2	2	2	2	2	2	2	2	2	2	2	2	2

F#7

Musical notation for measures 14-16. Measure 14 includes a treble clef, a key signature of one sharp (F#), and a 7 chord. The notation shows a melodic line and a guitar TAB line. Measures 15 and 16 continue the melodic and harmonic progression.

Verse 2

Musical notation for measures 17-19. Measure 17 starts with a treble clef and a key signature of one sharp. Measure 18 features a triplet. Measure 19 continues the melodic line.

Musical notation for measures 20-22. Measure 20 has a triplet. Measures 21 and 22 are marked with a slash, indicating a rest or a specific rhythmic pattern.

Musical notation for measures 23-26. Measure 23 has a triplet. Measures 24-26 show a melodic line with a 1/2 note rhythm indicated by arrows.

Musical notation for measures 27-29. Measures 27-29 show a melodic line with a 3/4 note rhythm indicated by arrows.

Musical notation for measures 30-32. The treble clef staff shows a sequence of chords and notes. The guitar tablature (TAB) below indicates fret numbers for each string. Measure 30 starts with a 3-measure rest on the first string, followed by a series of chords. Measure 31 continues the chordal pattern. Measure 32 features a half-note (1/2) on the first string, followed by another half-note (1/2) on the first string, and then a whole note (0) on the first string.

Verse 3

Musical notation for measures 33-35. Measure 33 begins with a 3-measure rest on the first string, followed by a series of chords. Measure 34 continues the chordal pattern. Measure 35 features a 3-measure rest on the first string, followed by a series of chords. The tablature shows fret numbers for each string, including a 3-measure rest on the first string in measure 35.

Musical notation for measures 36-39. Measure 36 starts with a 3-measure rest on the first string, followed by a series of chords. Measure 37 and 38 are marked with a slash (%), indicating a rest or a specific technique. Measure 39 features a 3-measure rest on the first string, followed by a series of chords. The tablature shows fret numbers for each string, including a 3-measure rest on the first string in measure 39.

Musical notation for measures 40-42. Measure 40 starts with a 3-measure rest on the first string, followed by a series of chords. Measure 41 continues the chordal pattern. Measure 42 features a 3-measure rest on the first string, followed by a series of chords. The tablature shows fret numbers for each string, including a 3-measure rest on the first string in measure 42.

Musical notation for measures 43-45. Measure 43 starts with a 3-measure rest on the first string, followed by a series of chords. Measure 44 continues the chordal pattern. Measure 45 features a 3-measure rest on the first string, followed by a series of chords. The tablature shows fret numbers for each string, including a 3-measure rest on the first string in measure 45.

